

ALICE IN SANDUSKY COUNTY

2016 Point-in-Time Data

Population: 59870 • **Number of Households:** 23,666

Median Household Income: 49,032 (state average: \$52,334)

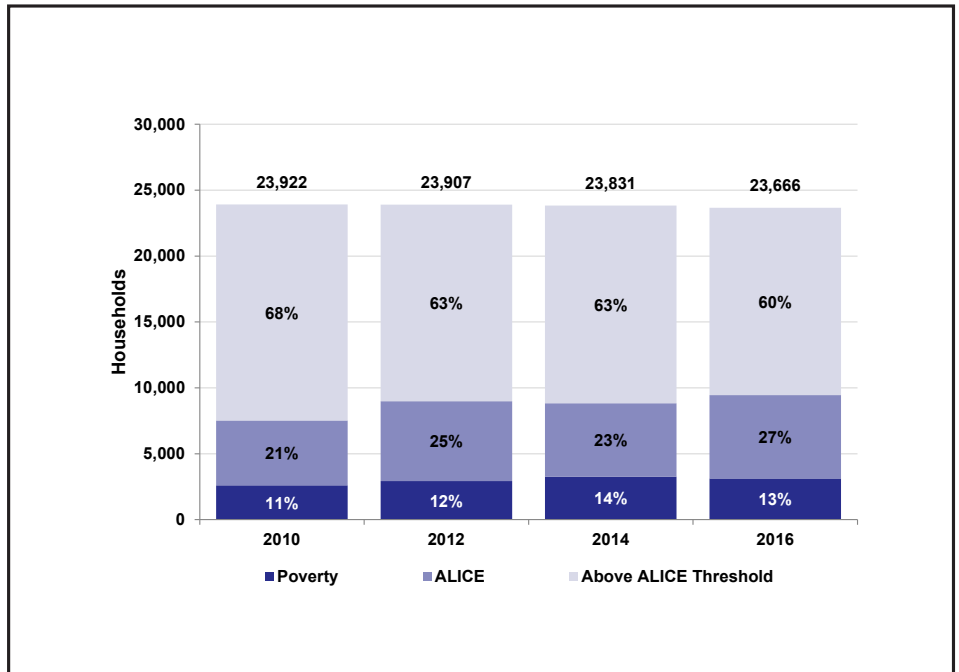
Unemployment Rate: 6.3% (state average: 5.7%)

ALICE Households: 27% (state average: 28%) • **Households in Poverty:** 13% (state average: 14%)

How has the number of ALICE households changed over time?

ALICE is an acronym for **A**sset **L**imited, **I**ncome **C**onstrained, **E**mloyed – households that earn more than the Federal Poverty Level, but less than the basic cost of living for the county (the ALICE Threshold). Combined, the number of ALICE and poverty-level households equals the total population struggling to afford basic needs. The number of households below the ALICE Threshold changes over time; households move in and out of poverty and ALICE status as their circumstances improve or worsen. The recovery, which started in 2010, has been uneven across the state. Conditions have improved for some families, but with rising costs, many still find themselves struggling.

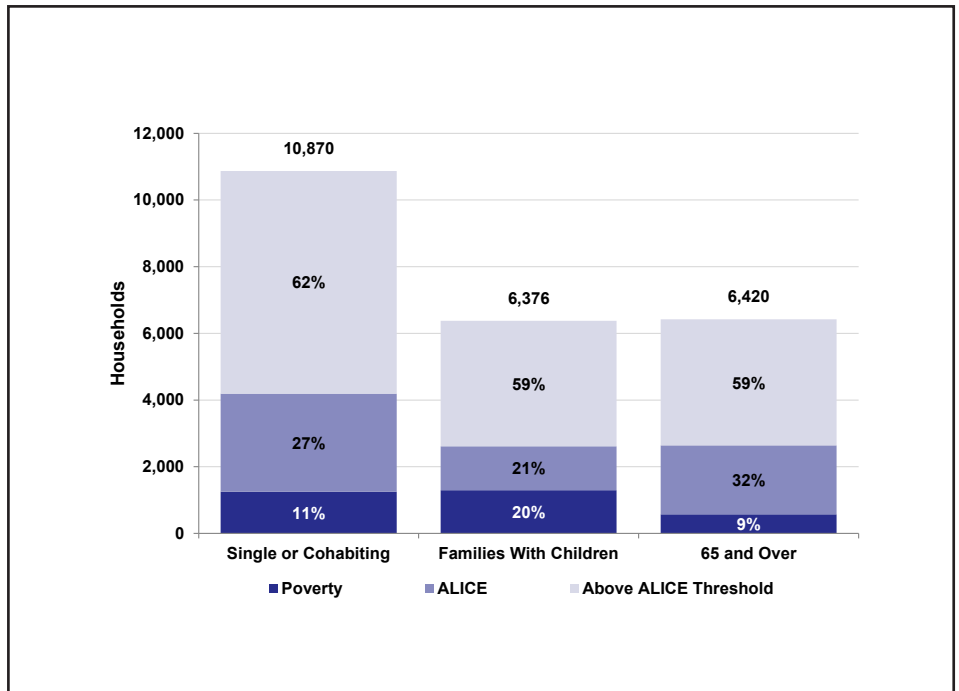
Households by Income, 2010 to 2016



What types of households are struggling?

The way Americans live is changing. There are more different family and living combinations than ever before, including more adults living alone, with roommates, or with their parents. Families with children are changing: There are more non-married cohabiting parents, same-sex parents, and blended families with remarried parents. The number of senior households is also increasing. Yet all types of households continue to struggle: ALICE and poverty-level households exist across all of these living arrangements.

Household Types by Income, 2016



Why do so many households struggle?

The cost of living continues to increase...

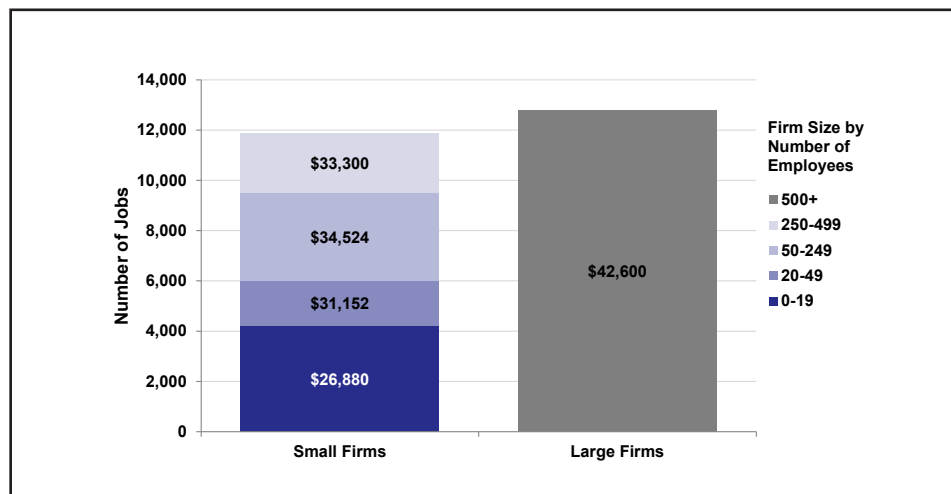
The Household Survival Budget reflects the bare minimum that a household needs to live and work today. It does not include savings for emergencies or future goals like college. In 2016, costs were well above the Federal Poverty Level of \$11,880 for a single adult and \$24,300 for a family of four. Family costs increased by 26 percent statewide from 2010 to 2016, compared to 9 percent inflation nationally.

Household Survival Budget, Sandusky County		
	SINGLE ADULT	2 ADULTS, 1 INFANT, 1 PRESCHOOLER
Monthly Costs		
Housing	\$468	\$658
Child Care	\$-	\$1,375
Food	\$182	\$603
Transportation	\$349	\$697
Health Care	\$214	\$800
Technology	\$55	\$75
Miscellaneous	\$149	\$474
Taxes	\$220	\$527
Monthly Total	\$1,637	\$5,209
ANNUAL TOTAL	\$19,644	\$62,508
Hourly Wage	\$9.82	\$31.25

...and wages lag behind

Employment and wages vary by location; firms generally pay higher wages in areas with a higher cost of living, although those wages still do not always cover basic needs. Employment and wages also vary by firm size: Large firms tend to offer higher wages and more job stability; smaller businesses can account for more jobs overall, especially in rural areas, but may pay less and offer less stability. Medium-size firms pay more but typically employ the fewest workers.

Private-Sector Employment by Firm Size With Average Annual Wages, 2016



Sources: 2016 Point-in-Time Data: American Community Survey. ALICE Demographics: American Community Survey; the ALICE Threshold. Budget: U.S. Department of Housing and Urban Development; U.S. Department of Agriculture; Bureau of Labor Statistics; Internal Revenue Service; Tax Foundation; and Ohio Department of Job and Family Services, 2016.

Sandusky County, 2016		
Town	Total HH	% ALICE & Poverty
Ballville	2,512	24%
Bellevue city	1,708	44%
Clyde city	2,415	38%
Fremont city	6,726	57%
Green Creek	1,471	29%
Green Springs village	275	48%
Jackson	613	27%
Madison	1,406	40%
Rice	474	30%
Riley	496	15%
Sandusky	1,486	34%
Scott	408	25%
Townsend	472	30%
Washington	953	38%
Woodville	1,288	34%
York	963	26%

Note: Municipal-level data on this page is for County Subdivisions. Municipal-level data relies on 5-year averages and is not available for the smallest towns. Since there are missing geographies, totals will not match county-level numbers.